





Front view



Mounting brackets



Rear view

8 outputs (5VDC)

Circuit breaker

C14 power inlet



Detachable power cord

### DESCRIPTION:

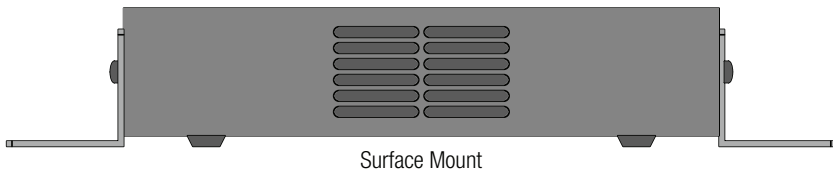
Compact power distribution device is designed for continuous operation, providing eight outputs in a 7" x 6" chassis. This is an ideal format to streamline installations that use DC powered devices. It's also a useful form factor for behind digital displays.

### DESCRIPTION:

- **Construction:**
  - Steel chassis with black finish
  - 7" x 6" x 1.625" (3 lbs.)
- **Input:**
  - Universal input 100-240VAC, 50/60 Hz
  - C14 power inlet, compatible with international standards
  - 6 ft. detachable power cord (C13 to NEMA 5-15P plug)
- **Voltage Modules:**
  - Color-coded voltage bank with eight Euro style output terminals. Orange = 5VDC (11A total).
  - Each output is protected by a PTC fuse with auto reset for overload protection, which enables other outputs to continue functioning even if one or more is overloaded.
  - An LED indicates power status (active/inactive).
  - Includes 8 detachable voltage output terminals with quick-install screw terminal connectors. The green connectors can be used with any of the outputs.
- **Installation:** Includes mounting brackets for vertical or horizontal installation.
- **Compliance:** ETL Listed (UL60065)
- **Origin:** Made in the U.S.A. with domestic and international components.

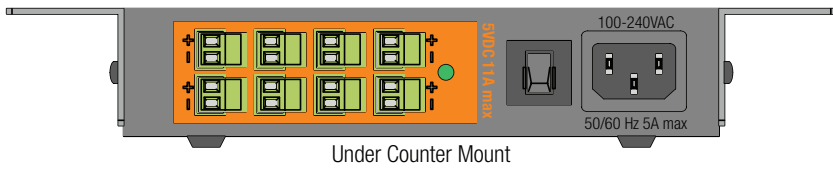
### A&E SPECIFICATIONS:

Power distribution shall be via Lowell model DCP-5, which shall feature a compact 7" x 6" x 1.625" steel chassis with black finish and mounting brackets for vertical or horizontal installation. The unit shall feature eight voltage outputs, which shall be Euro style output terminals 5VDC (11A total), each protected by an auto-reset PTC fuse. The unit shall feature universal input (100-240VAC 50/60Hz), C14 power inlet and 6 ft. power cord (C13 to NEMA 5-15). The unit shall be made in the U.S.A. with global components.



Surface Mount


Remove screws from side of chassis to position brackets and mount vertically or horizontally.



Under Counter Mount



Wall Mount



Wall Mount

## DCP Series (Multi-output Power Supplies)

Model No.	Chassis	Brackets	Voltage Outputs (Bank One)	Voltage Outputs (Bank Two)	Total Outputs	Total Watts
<b>DCP-5</b>	<b>7" x 6"</b>	<b>included</b>	<b>5VDC@11A (orange)</b>	-----	<b>8</b>	<b>55W</b>
DCP-12	7" x 6"	included	12VDC@16A (yellow)	-----	8	192W
DCP-24	7" x 6"	included	24VDC@8A (red)	-----	8	192W
DCP-55	12" x 6"	included	5VDC@11A (orange)	5VDC@11A (orange)	16	110W
DCP-512	12" x 6"	included	5VDC@11A (orange)	12VDC@16A (yellow)	16	247W
DCP-524	12" x 6"	included	5VDC@11A (orange)	24VDC@8A (red)	16	247W
DCP-1212	12" x 6"	included	12VDC@16A (yellow)	12VDC@16A (yellow)	16	384W
DCP-1224	12" x 6"	included	12VDC@16A (yellow)	24VDC@8A (red)	16	384W
DCP-2424	12" x 6"	included	24VDC@8A (red)	24VDC@8A (red)	16	384W

