



features

- **Panel Space:** 30U
- **Overall Height:** 56.28" [1430]
- **Usable Height:** 52.62" [1337]
- **Overall Depth:** 18.00" [457]
- **Usable Depth:** 17.85" [453]
- **Overall Width:** 19.21" [488]
- **Description:** Slim open-frame wall rack for mounting 19"W equipment to a wall or backboard. Top and base consist of heavy gauge steel that can be mounted on 16" centers to form a stable platform for patch panels, routers, switches, telecommunications, or computer equipment. The WXR keeps equipment organized in tight spaces with limited floor space.
- **Construction:**
 - Ships unassembled
 - 14-gauge certified U.S. steel top/base.
 - 1-pr. 11-gauge corner post rails tapped 10-32. Bi-directional numbered RU increments allow rail installation in either directions.
 - Smooth black powder epoxy finish.
 - Upper and lower front vents.
 - Open sides with obrounds in top/base for easy cable management.
 - Opening in rear of top/base for cable runs.
- **Hardware:** Assembly and mounting hardware.
- **Compliance:** EIA/TIA compliant.
- **Load Capacity:** 125 lbs.

a&e specifications

The slim open-frame wall-mount rack shall be Lowell #WXR-3018 with overall dimensions of 56.28"H x 18.00"D x 19.21"W and provides 30 rack units of panel space. Rack construction shall be 14-gauge top/base with 1-pr. 11-gauge corner post rails tapped 10-32 on E.I.A spacing – with smooth black powder epoxy finish. The rack shall be manufactured in the U.S.A. with certified US steel. It shall have with a load capacity of 125 lbs. when properly mounted. It shall ship unassembled.



Series overview

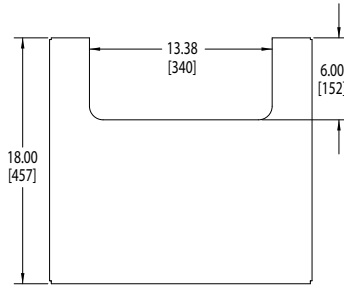
Model No.	Rack Units	Overall Depth	Usable Depth	Overall Height	Usable Height	Overall Width	Top/Base Rear Opening	Corner Post Rails	Load Capacity
WXR-126	12	6.00 [152]	5.85 [149]	21.28 [540]	17.62 [448]	19.21 [488]	13.38 [340] x 2.00 [51]	2	200
WXR-226	22	6.00 [152]	5.85 [149]	42.28 [1074]	38.62 [981]	19.21 [488]	13.38 [340] x 2.00 [51]	2	200
WXR-812	8	12.00 [305]	11.85 [301]	17.75 [452]	14.12 [359]	19.21 [488]	13.38 [340] x 6.00 [152]	2	200
WXR-1212	12	12.00 [305]	11.85 [301]	21.28 [540]	17.62 [448]	19.21 [488]	13.38 [340] x 6.00 [152]	2	200
WXR-2212	22	12.00 [305]	11.85 [301]	42.28 [1074]	38.62 [981]	19.21 [488]	13.38 [340] x 6.00 [152]	2	175
WXR-3012	30	12.00 [305]	11.85 [301]	56.28 [1430]	52.62 [1337]	19.21 [488]	13.38 [340] x 6.00 [152]	2	175
WXR-818	8	18.00 [457]	17.85 [453]	17.75 [452]	14.12 [359]	19.21 [488]	13.38 [340] x 6.00 [152]	2	150
WXR-1218	12	18.00 [457]	17.85 [453]	21.28 [540]	17.62 [448]	19.21 [488]	13.38 [340] x 6.00 [152]	2	150
WXR-2218	22	18.00 [457]	17.85 [453]	42.28 [1074]	38.62 [981]	19.21 [488]	13.38 [340] x 6.00 [152]	2	175
▶ WXR-3018	30	18.00 [457]	17.85 [453]	56.28 [1430]	52.62 [1337]	19.21 [488]	13.38 [340] x 6.00 [152]	2	125

Rack dimensions (rounded) – inches and [mm]; 1U = 1.75"

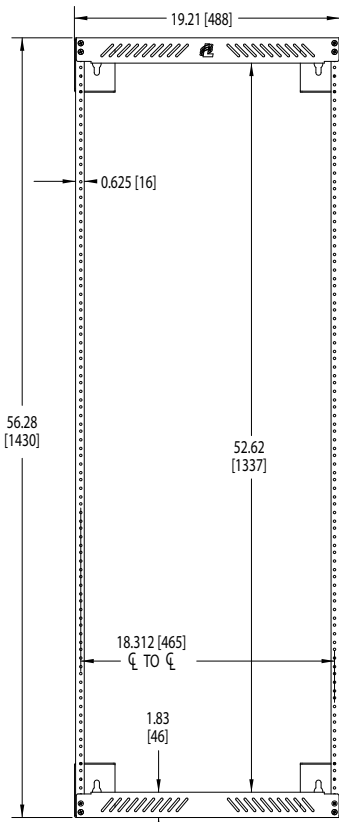


technical drawings


Dimensions are inches and [mm] unless stated otherwise.



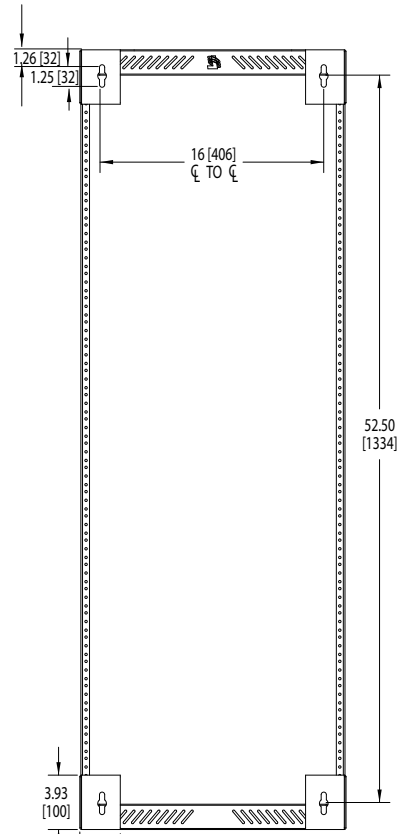
TOP



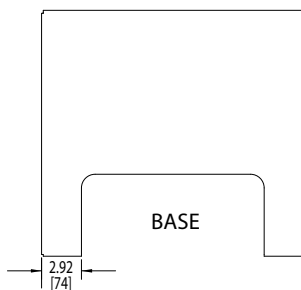
FRONT



SIDE



REAR



BASE

