



Rear view



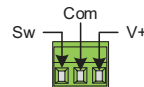
features.

- **Description:** Single pole single throw, low voltage switch with maintained closure, for applications that only use one switch. The switch is connected to a remote power control or sequencer (ordered separately) to activate equipment.
- **Closure:** Maintained closure
- **Activation:** Rocker switch
- **Status Indicators:** 1 LED (green) lights when unit is on
- **Connections:** Rear connections are termination strips with wire capacity to 18-gauge.
- **Rackmount Panel:** The switch with black sub-plate is mounted to a 1U x 19" rackmount panel.
- **A&E Specifications:** The low voltage switch for remote activation of equipment shall be Lowell Model #RPSB-R, which shall operate in conjunction with a power sequencer or remote power control (ordered separately). The switch shall feature maintained closure, rear connection termination strips with wire capacity to 18-gauge, an LED status indicator, and rocker activation switch. It shall be mounted in a 1U x 19" rackmount panel.

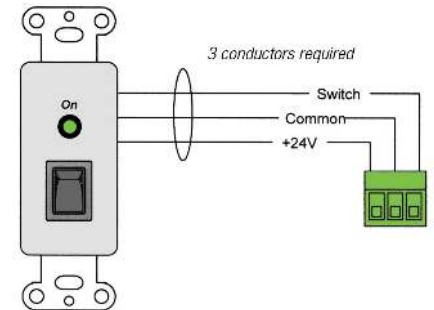
This switch is compatible with the following Lowell models (order separately):

#ACS-1510-RPC	Power strip w/RPC
#ACS-2010-RPC-HW	Power strip w/RPC
#ACS-2018-5C-RPC-HW	Power strip w/RPC
#ACSP-1502-RPC	Surge suppressor w/RPC
#ACSP-2002-RPC	Surge suppressor w/RPC
#ACSP-2002-RPC-HW	Surge suppressor w/RPC
#RPC-15	Remote power control
#RPC-15-S	Remote power control
#RPC-15-U	Remote power control
#RPC-20-CD	Remote power control
#RPC-20-HW	Remote power control
#RPC-20-SCD	Remote power control
#RPC-20-SHW	Remote power control
#RPC-30-SHW	Remote power control
#RPC-3N1	Remote power control
#RPC-4CD	Remote power control
#RY-2A	Relay module
#RY-4A	Relay module
#SEQ-4	Sequencer
#SEQ-P4	Sequencer
#SEQ-8	Sequencer

typical wiring

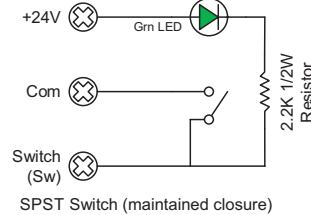


Terminal on rear of switch plate



Maximum wire distances:
 24-gauge: 20,000 ft. (approx. 3.5 miles)
 22-gauge: 31,200 ft. (approx. 5.5 miles)
 18-gauge: 76,800 ft. (approx. 13.5 miles)

Schematic

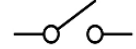


SPST Switch (maintained closure)

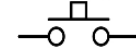
Understanding MAINTAINED vs. MOMENTARY Switches:

- Maintained Switch:** A switch with maintained closure stays in the position you select. When you turn it on, it stays on until you turn it off, and vice versa. An example would be a switch used for a ceiling light, which stays on until you flip the switch to the off position. Specify a maintained switch for applications that use only one switch to control the equipment.
- Momentary Switch:** A switch with momentary closure operates only as long as you press or hold it; the switch returns to its original position as soon as you stop. An example would be a switch for a doorbell, which continues to ring only while you press the switch. Specify momentary switches for applications that utilize more than one switch to control the equipment.

Maintained Switch Schematic Symbol:



Momentary Switch Schematic Symbol:



Lowell RPSB- and RPSW- Series Overview

Model No.	Closure	Activation	Mounting Style	Color	LED Indicators	RJ45 Connector
RPSB-P	Maintained	Rocker	Wall Plate	Black	1	-----
RPSB-P-RJ	Maintained	Rocker	Wall Plate	Black	1	1
RPSW-KP	Maintained	Key	Wall Plate	White	1	-----
RPSW-KP-RJ	Maintained	Key	Wall Plate	White	1	1
RPSW-P	Maintained	Rocker	Wall Plate	White	1	-----
RPSW-P-RJ	Maintained	Rocker	Wall Plate	White	1	1
RPSB-KP-ASM	Maintained	Key	Wall Plate	Black	1	-----
RPSB-KR	Maintained	Key	19" Rackmount Panel	Black	1	-----
RPSB-KR-RJ	Maintained	Key	19" Rackmount Panel	Black	1	1
RPSB-R	Maintained	Rocker	19" Rackmount Panel	Black	1	-----
RPSB-R-RJ	Maintained	Rocker	19" Rackmount Panel	Black	1	1
RPSB-MKP	<i>Momentary</i>	Key	Wall Plate	Black	1	-----
RPSB-MP	<i>Momentary</i>	Rocker	Wall Plate	Black	1	-----
RPSW-MKP	<i>Momentary</i>	Key	Wall Plate	White	1	-----
RPSW-MP	<i>Momentary</i>	Rocker	Wall Plate	White	1	-----
RPSB2-MKP	<i>Momentary</i>	Key	Wall Plate	Black	2	-----
RPSB2-MKP-RJ	<i>Momentary</i>	Key	Wall Plate	Black	2	1
RPSB2-MP	<i>Momentary</i>	Rocker	Wall Plate	Black	2	-----
RPSB2-MP-RJ	<i>Momentary</i>	Rocker	Wall Plate	Black	2	1
RPSW2-MKP	<i>Momentary</i>	Key	Wall Plate	White	2	-----
RPSW2-MKP-RJ	<i>Momentary</i>	Key	Wall Plate	White	2	1
RPSW2-MP	<i>Momentary</i>	Rocker	Wall Plate	White	2	-----
RPSW2-MP-RJ	<i>Momentary</i>	Rocker	Wall Plate	White	2	1
RPSB2-MKR	<i>Momentary</i>	Key	19" Rackmount Panel	Black	2	-----
RPSB2-MKR-RJ	<i>Momentary</i>	Key	19" Rackmount Panel	Black	2	1
RPSB2-MR	<i>Momentary</i>	Rocker	19" Rackmount Panel	Black	2	-----
RPSB2-MR-RJ	<i>Momentary</i>	Rocker	19" Rackmount Panel	Black	2	1
RPSB-MKR	<i>Momentary</i>	Key	19" Rackmount Panel	Black	1	-----
RPSB-MR	<i>Momentary</i>	Rocker	19" Rackmount Panel	Black	1	-----