



100%
CERTIFIED
US STEEL



MADE IN
THE U.S.A.



EIA
TIA
COMPLIANT



RoHS
COMPLIANT



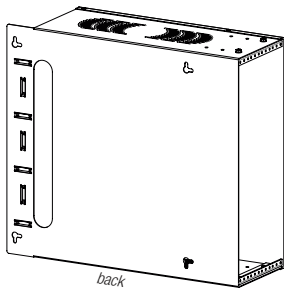
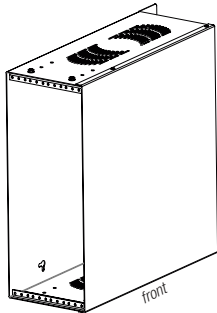
The wall rack can be oriented for side-mounted or top-mounted equipment.

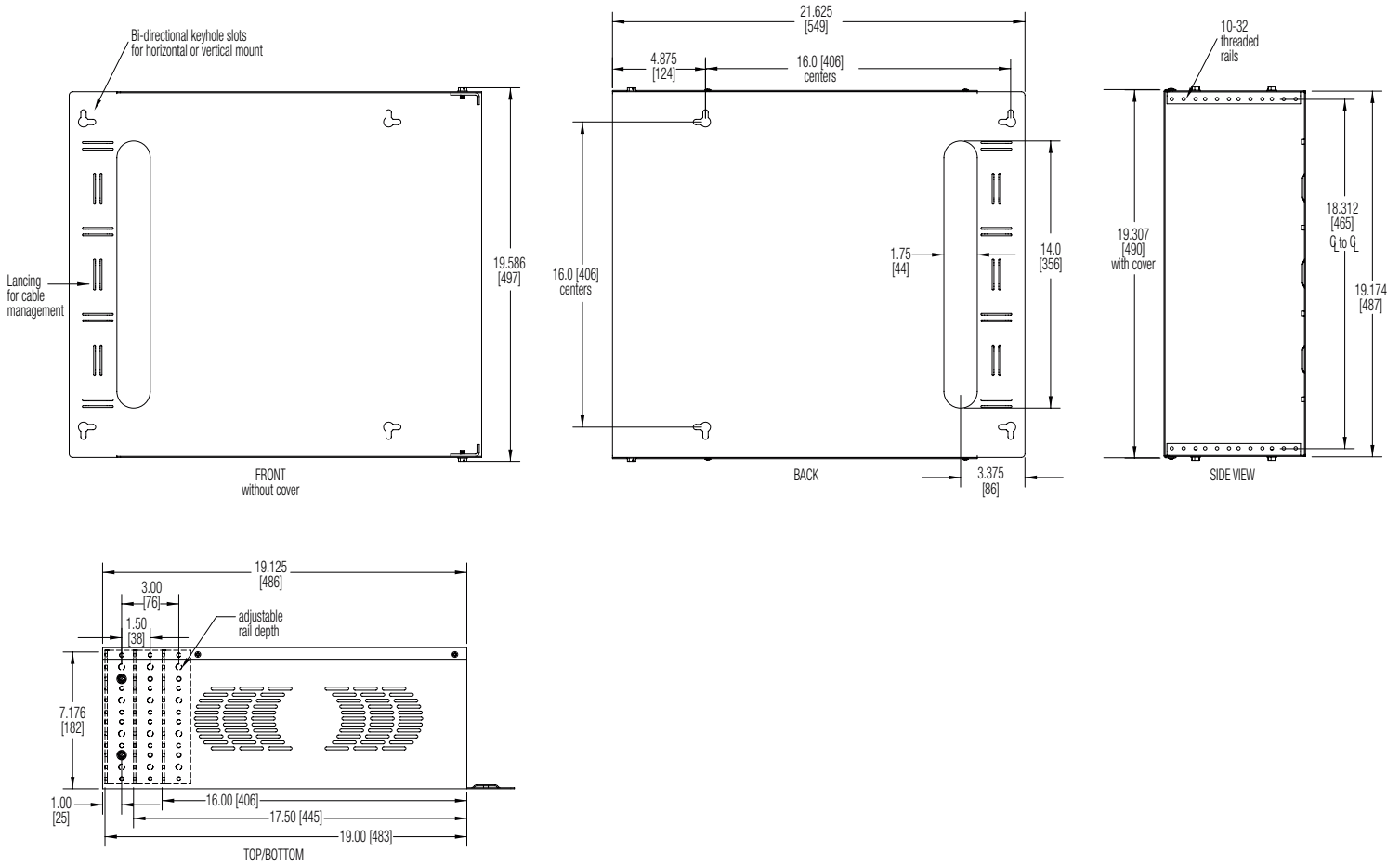
features

- **Panel Space:** 4U or 7.176" [182]
- **Overall Height:** 19.307" [490]
- **Overall Width:** 21.625" [549]
- **Description:** Low-profile wall-mount rack for installations with limited space mounts switches, hubs, and similar network equipment holding it sideways or vertically depending on how rack is mounted to wall. Removable protective front cover.
- **Construction:** 16-gauge certified U.S. steel, smooth (semi-gloss) black powder epoxy finish. Maximum usable depth is 19".
- **Front:** Removable steel cover secures with screws to protect equipment, while allowing access for servicing.
- **Back:** Bi-directional keyhole slots on standard 16" mounting centers allow horizontal or vertical orientation of rack so equipment can be mounted from the side or top.
- **Sides (open access):** Sides are open to access equipment and cables.
- **Top/Bottom:** Vents allow passive ventilation.
- **Cable Management:** Bridge lances on the extended back panel provide attachment points to manage and secure cables.
- **Rack Rails – 4U (adjustable):** One pair of 11-gauge steel 10-32 threaded rails can be repositioned in three 1.5" depth increments to accommodate equipment or cables. Black finish.
- **Compliance:** EIA/TIA compliant. RoHS compliant.

a&e specifications

The wall-mount rack shall be Lowell Model #SMR-4, which shall be 16-gauge certified U.S. steel construction with a smooth black powder epoxy finish. Overall measurements shall be 21.625" x 19.3" x 7.176", which shall provide four rack units of panel space. The rear of the rack shall feature bi-directional keyhole slots on standard 16" mounting centers to facilitate mounting the rack to a wall either vertically or horizontally, allowing top- or side-mounted equipment. The rack shall feature vents on the top and bottom, one pair of 11-gauge steel adjustable rails tapped 10-32, and multiple bridge lances on the extended back panel for cable management. The rack shall include a removable front cover secured with screws. It shall have a load capacity of 50 lbs.





SMR series summary (side-mount orientation)

Model No.	Rack Units	Panel Space	Overall Height (with cover)	Overall Width	Load Capacity	Adj. Rails
SMR-2	2 U	3.920 [100]	19.307 [490]	21.625 [549]	50 lbs	1 pr
SMR-4	4 U	7.176 [182]	19.307 [490]	21.625 [549]	50 lbs	1 pr

Rack dimensions (rounded) – inches and [mm]; 1U = 1.75"

