


The low voltage rackmount sequencer is used in conjunction with remote power controls (RPCs) to provide time-delayed activation and deactivation of connected equipment, often located in another rack, room or building. The sequencer can also control accessory systems such as projector screens, lighting or blinds. To initiate sequencing, use the rocker switch on the front panel or connect an external switch to the rear terminal block for remote activation. Model SEQR-8 also includes an Alternate Sequence Mode (ASM), which allows some steps to be bypassed for partial system startup, useful for small events or rehearsals.

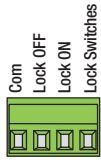
Note: This sequencer is for use with compatible components that feature classic connections. It is not for use with devices that feature pass-through connections.

FEATURES:

- **Power Requirement:** 100-240VAC 500mA max.
- **Rackmount Chassis:** 19" x 9" x 1.75" steel chassis with black powder epoxy finish.
- **Activation Trigger:**
 - Rocker Switch: Sequencing is typically initiated by the front rocker switch. Activation in mid-cycle reverses direction.
 - Remote Switch (optional): External switch(es) with MOMENTARY closure can be connected to the rear barrier strip terminal blocks to initiate sequencing. Up to eight momentary switches can be connected in parallel.
- **Eight Step Sequencer:**
 - The rear has eight barrier strip control outputs that activate in sequential order (1, 2, 3, 4, 5, 6, 7, 8) and deactivate in reverse order. Activation in mid cycle reverses direction.
 - Delay between steps can be adjusted (0.5–10 seconds) via a trimpot on the front panel.
 - LEDs provide visual status of the activation sequence. Green LED flashes when the system is cycling up and remains steady when the system is on. Red LED flashes when the system is cycling down and remains steady when the system is off.
 - Includes auxiliary 24VDC output (300mA max.) for use with remote indicators, if needed.
- **Alternate Sequence Mode:**
 - The ASM feature allows some outputs to be bypassed for partial system activation, typically used for small events or rehearsals.
- The ASM mode normally requires external remote switch Model RPSB-KP-ASM, which is a compatible switch with maintained closure; however, the dry contact may also be activated using some devices by others.
- **Rear Connections:** Plug-in barrier strip terminal blocks. See installation drawings on following pages.
- Alarm System Interface: System switches can be overridden by contact closures provided on a fire alarm panel or a similarly installed device. Make one contact only (lock off, lock on, or switch lock).
- Remote Switch Input: The terminal block can be used to connect up to eight remote MOMENTARY closure switch(es) in parallel.
- Alternate Sequence Mode Input: Connect MAINTAINED closure remote switch Model RPSB-KP-ASM (com., sw.) and set the DIP switches on the Sequence Step Bypass terminal block to indicate the steps that will be bypassed (ON = step will be bypassed).
- Remote Power Control (RPC) and/or Accessory System Outputs:
 - + Switch Output Contacts: To sequentially activate equipment, plug equipment in to an RPC, then connect the RPC via two conductors (common, switched relay) on one of the steps. Each step can control up to ten RPCs connected in parallel.
 - + Auxiliary Dry Contacts: To sequentially activate an accessory system or indicator, connect auxiliary dry contacts to the accessory (normally open, common, normally closed).
- **Power Supply:** UL Listed power supply (100-240VAC input, 24VDC 500mA output) with 6 ft. cord and NEMA 1-15P plug. Includes three adaptors for international use (Schuko CEE 7/16, BS1362, AS3112).
- **Country of Origin:** Made in U.S.A. with global components
- **A&E Specifications:** The sequencer shall be Lowell model SEQR-8, which shall feature a rocker activation switch, trimpot for delay adjustment of the eight step sequence operation (1/2 to 10 seconds), LED status indicators, and an alternate sequence mode for use with an external remote switch. The rear shall feature barrier strip terminals to connect Lowell remote power controls with classic connections, dry auxiliary contacts to connect accessory devices, contacts to connect external remote momentary style switches, and an alarm system interface. The 19" x 9" x 1.75" rackmount chassis shall be steel with black powder epoxy finish. It shall include a power supply with 100-240VAC input, 24VDC 500 mA output, and six ft. power cord with four plug adaptors.



Includes power supply



ALARM SYSTEM INTERFACE:

If required by local building code, facility usage, or the Fire Marshal; the system functions can be overridden and the system controlled by contact closures provided by the fire alarm panel or other similarly installed device. A maintained contact between the 'com' terminal and any of the terminals shown will provide the following functions.

CAUTION: Do not allow alarm system to make more than one of the following contacts at the same time—controller board damage may result.

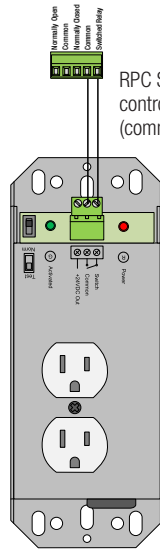
- **Lock Off:** A maintained contact between the 'com' terminal and the 'lock off' terminal will turn the system off and keep it off regardless of other switch activations. If the system is already off, it will remain off.
- **Lock On:** A maintained contact between the 'com' terminal and the 'lock on' terminal will turn the system on and keep it on regardless of other switch activations. If the system is already on, it will remain on.
- **Switch Lock:** A maintained contact between the 'com' terminal and the 'switch lock' terminal will lock the system in its current state, either on or off, regardless of any other switch activations.



RPC CONNECTIONS (8 steps):

Connect equipment to Lowell RPC Series remote power controls that feature classic connections (not pass-through), and connect the RPCs to one of the steps on the sequencer using two connectors (common, switched relay). The sequencer allows up to 10 RPCs to be connected in parallel on each of the eight circuits.

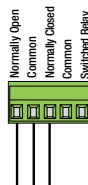
NOTE: Common connections from multiple RPCs controlled by different sequence steps can be consolidated into one conductor and connected to any common terminal at the sequencer.



RPC Series remote power controls use two connectors (common, switched relay)

AUXILIARY DRY CONTACTS:

Each of the eight outputs features accessory contacts (normally open, common, normally closed) with contact rating of 5A max. for connection to accessory systems or indicator devices (projector screens, lighting, blinds, etc.)



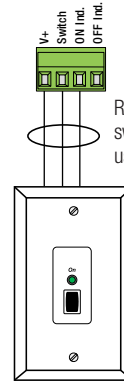
Accessory systems contacts (normally open, common, normally closed).



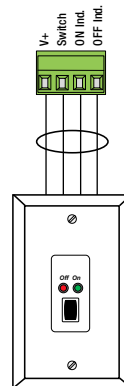
REMOTE SWITCH CONNECTIONS:

Lowell RPS Series switches with MOMENTARY closure and one or two LEDs can be connected to control the sequencer from remote locations. Up to eight switches may be connected in parallel. Select switches with rocker or key activation.

Maximum wire distances:
 24-gauge = 20,000 ft.; 22-gauge = 31,200 ft.; 18-gauge = 76,800 ft.



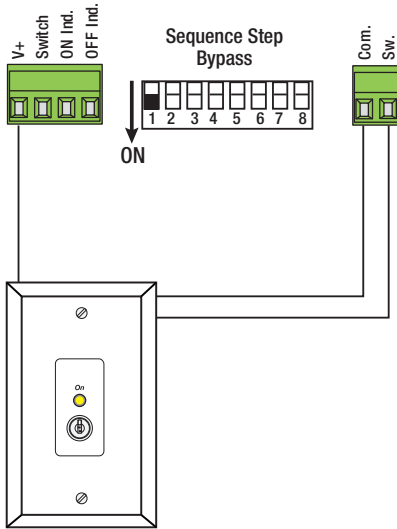
RPS Series MOMENTARY switches that feature one LED use three connectors.



RPS Series MOMENTARY switches that feature two LEDs use four connectors.

ALTERNATE SEQUENCE MODE:
 See next page.





ALTERNATE SEQUENCE MODE:

The ASM mode allows certain outputs to be bypassed, which allows for partial system activation. For each step to be bypassed, set its corresponding DIP switch position to "On". When contact closure is applied between 'Com' and 'Sw' those steps will be skipped.

Note: Remote switching in ASM mode requires remote switch Model RPSB-KP-ASM (or some devices by others). Systems can include both the ASM remote switch and a standard remote switch.

COMPATIBLE COMPONENTS: (order separately)

- **REMOTE SWITCHES:** (RPS Series with MOMENTARY closure, one or two LEDs)

Model	Description	Model	Description
RPSW-MP	1 LED rocker switch, white wall plate	RPSW2-MP	2 LED rocker switch, white wall plate
RPSB-MP	1 LED rocker switch, black wall plate	RPSB2-MP	2 LED rocker switch, black wall plate
RPSB-MR	1 LED rocker switch, 19" panel	RPSB2-MR	2 LED rocker switch, 19" panel
RPSW-MKP	1 LED key switch, white wall plate	RPSW2-MKP	2 LED key switch, white wall plate
RPSB-MKP	1 LED key switch, black wall plate	RPSB2-MKP	2 LED key switch, black wall plate
RPSB-MKR	1 LED key switch, 19" panel	RPSB2-MKR	2 LED key switch, 19" panel

- **REMOTE SWITCH:** (RPS Series with MAINTAINED closure, ASM Mode)

Model	Description
RPSB-KP-ASM	1 LED key switch, black wall plate, ASM mode

- **REMOTE POWER CONTROLS:** (RPC Series with classic connections)

Model	Description	Model	Description
RPC-15	RPC with (2) 15A NEMA outlets, cord	RPC-15-S	RPC with (2) 15A NEMA outlets, surge supp, cord
RPC-15-U	RPC with (2) IEC C13 outlets, cord	RPC-20-CD	RPC with (2) 20A NEMA outlets, cord
RPC-20-SCD	RPC with (2) 20A NEMA outlets, surge supp, cord	RPC-3N1	RPC with (8) 15A NEMA outlets, cord
RPC-20-HW	RPC with (2) 20A NEMA outlets, whip	RPC-20-SHW	RPC with (2) 20A NEMA outlets, surge supp, whip
RPC-30-SHW	RPC with 30A Twistlock outlets, surge supp, whip		

- **MISCELLANEOUS:**

Model	Description
ACS-1510-RPC	30" power strip with ten 15A outlets, RPC function, cord
ACS-2010-RPC-HW	30" power strip with ten 20A outlets, RPC function, hardwired
ACS-2018-5C-RPC-HW	60" power strip with eighteen 20A outlets on five circuits, RPC function, hardwired
ACSP-1502-RPC	Compact surge suppressor with two 15A outlets, RPC function
ACSP-2002-RPC	Compact surge suppressor with two 20A outlets, RPC function



SEQ & SEQR Series Overview — sequencers with classic connections

Model No.	Chassis	Steps	Alternate Sequence Mode	Onboard Switch	REQUIRES A Remote Switch	ACCEPTS Multiple Remote Switches	ACCEPTS Input from Alarm System	ACCEPTS Input from Lowell Switch w/RJ45	Power Input	Country of Origin
SEQ-4	standalone	4	---	---	yes	through MSM2	---	---	power supply	USA
SEQ-8	standalone	8	---	---	yes	yes	---	---	power supply	USA
SEQR-4	1U panel	4	---	rocker	---	yes	yes	---	power supply	USA
SEQR-4K	1U panel	4	---	key	---	yes	yes	---	power supply	USA
SEQR-8	1U panel	8	yes	rocker	---	yes	yes	---	power supply	USA
SEQR-8K	1U panel	8	yes	key	---	yes	yes	---	power supply	USA
SEQR-8RJ	1U panel	8	yes	rocker	---	yes	yes	yes	power supply	USA

This spec

Steps = Unit activates/deactivates connected remote power controls (RPCs) in four or eight steps, with a delay between each. Multiple RPCs can connect to each step.

Alternate Sequence Mode = The ASM feature skips selected outputs to allow partial startup of system, useful for small events or rehearsals. It requires remote switch model RPSB-KP-ASM to enable ASM function before main switch is activated.

Onboard Switch = Sequencers without an onboard switch will require an external switch for activation.

REQUIRES A Remote Switch = Sequencer can be controlled by one external switch, usually placed in a remote location (RPS series switch with MAINTAINED closure).

ACCEPTS Multiple Remote Switches = Sequencer can be controlled by one or more external switches placed in remote locations (RPS Series switches with MOMENTARY closure). Some models require the MSM2 module in order to accept multiple switches.

ACCEPTS Input from Alarm System = Sequencer can accept control override from an alarm system (alarm by others, not included).

ACCEPTS Input from Lowell Switch w/RJ45 = Sequencer is designed for use with a Lowell MOMENTARY switch that has a model number with "-RJ" as a suffix (see options above). Note that these switches include a single RJ45 connector and are not part of Lowell's "pass-through" series.

NOTE: See Lowell ACR Series or ACSPR Series for rackmount sequencers that include AC power outlets.

