
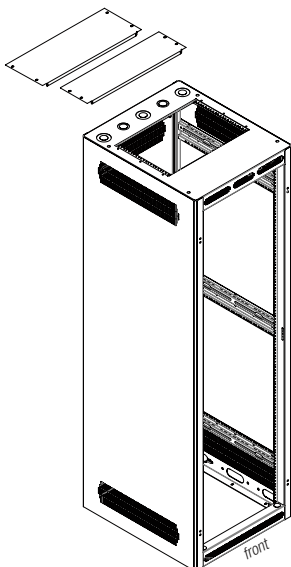




Corner weldments with holes for anchors (by others)



Ships with PE Certified documents.



The rack includes a rear door and top closure panels. A front door is optional, order separately.

features.

- **Panel Space:** 40U or 70.125" [1781]
- **Overall Height:** 76.125" [1934]
- **Overall Depth:** 27.00" [686]
- **Overall Width:** 23.06" [586]
- **Seismic Certification:** Professional Engineer (P.E.) certified* to meet or exceed requirements for Category 1 (lp = 1.5, Life Safety/Essential System) and Category 2 (lp = 1.0, NOT identified as a Life Safety/Essential System) as specified in:
 - International Building Code: IBC 2009, Sect. 1613
 - California Building Code: CBC 2010, Sect. 1613
 - California Office of Statewide Health Planning and Development: OSHPD 2010
- **Construction:** Fully welded certified U.S. steel, 16-gauge frame with 14-ga. bottom reinforced at load-bearing junctions for robust support, strength equivalent to 11-ga. steel. Black wrinkle powder epoxy finish. Beveled edge corners front and rear.
- **Front:** Upper and lower vents. Frame nutserts are ready to add optional surface-mount door (left or right swing). Order front door separately.
- **Rear:** Two removable knockout panels in frame above door with combination EKO for conduit (1/2"–3/4" and 1"–1-1/2") and KOs for wireless antennae (1/2"). Two removable blank project panels in frame below door. Includes recessed door with vents and key lock (left or right swing).
- **Sides (welded):** Welded side panels with vents at top and bottom.
- **Bottom (open access):** Welded bracket in each corner with hole for anchor bolt (by others). 10-32 threaded grounding stud. Opening is 22.88"D x 19.94"W.
- **Configurable Top (with closure panels):** 7U opening features riveted 10-32 threaded rails on 19" E.I.A. spacing. Includes two black closure panels (3U, 4U) which can be replaced with optional 19" panels (fan, vent, etc.). A 6"D rear conduit plane has combination EKO for conduit (1/2"–3/4" and 1"–2"), KOs for wireless antennae (1/2"), plus room to field-punch an opening for 4" dia. conduit.
- **Cable Management:** Combination knockouts in top and rear.
- **Rack Rails – 40U (fully adjustable):** One pair of 11-ga. steel 10-32 threaded rails on E.I.A. spacing with bi-directional numbered RU increments (rails mount in either direction). Black finish. Clearance from front rail to outside frame (1.75"), from front rail to optional surface-mount door (2.5").
- **Hardware:** Black pilot point screws with captive washers for quick installation. (50)
- **Compliance:** EIA/TIA compliant. RoHS compliant. UL 2416 Listed in U.S. and Canada. Ships with P.E. Certified documentation.
- **Load Capacity:**
 - UL Listed load capacity: 3150 lbs.
 - Seismic certified load capacity, lp = 1.0: 1200 lbs.
 - Seismic certified load capacity, lp = 1.5: 900 lbs.
- **Optional:**
 - Front door
 - Fully-vented rear door
 - Additional rails

a&e specifications.

The EIA/TIA compliant 19" floor rack shall be Lowell model #LSER-4027 with overall dimensions of 76.125"H x 27.00"D x 23.06"W, usable height of 40 rack units, and usable depth of 24.34". Rack construction shall be fully welded certified U.S. steel with 16-gauge frame and 14-gauge bottom reinforced at load-bearing junctions, all with black wrinkle powder epoxy finish. Welded sides shall feature vents at top and bottom. The rack shall include a recessed rear door with vents and key lock, two removable knockout panels above door with 1/2" KO for wireless antennae, 1/2"–3/4" and 1"–1-1/2" EKO for conduit, and two removable blank panels below door. The front shall feature vents along top and bottom, and provisions to accept an (optional) surface-mount door with left or right hand swing. The top shall feature a 7U opening with riveted 10-32 threaded rails on 19" E.I.A. spacing and solid closure panels (3U, 4U), 1/2"–3/4" and 1"–2" EKO for conduit, 1/2" KO for wireless antennae, and a 6"D rear conduit plane with room to field-punch holes for 4" dia. conduit. The bottom shall have an opening measuring 22.88" x 19.94", corner weldments, and a grounding stud. The rack shall include 1 pair (40U) adjustable 11-gauge steel rails tapped 10-32 on 19" E.I.A. spacing with black finish and numbered rack unit increments. The UL 2416 Listed rack shall be manufactured in the U.S.A. with UL Listed load capacity of 3150 lbs. The rack shall be PE certified to meet

or exceed requirements for Category 1 (lp=1.5, Life Safety/Essential System) and Category 2 (lp=1.0, NOT identified as a Life Safety/Essential System) as specified in IBC 2009 Sect. 1613, CBC 2010 Sect. 1613, and OSHPD 2010, with seismic-certified load capacity of 1200 lbs. (lp=1.0) and 900 lbs. (lp =1.5).

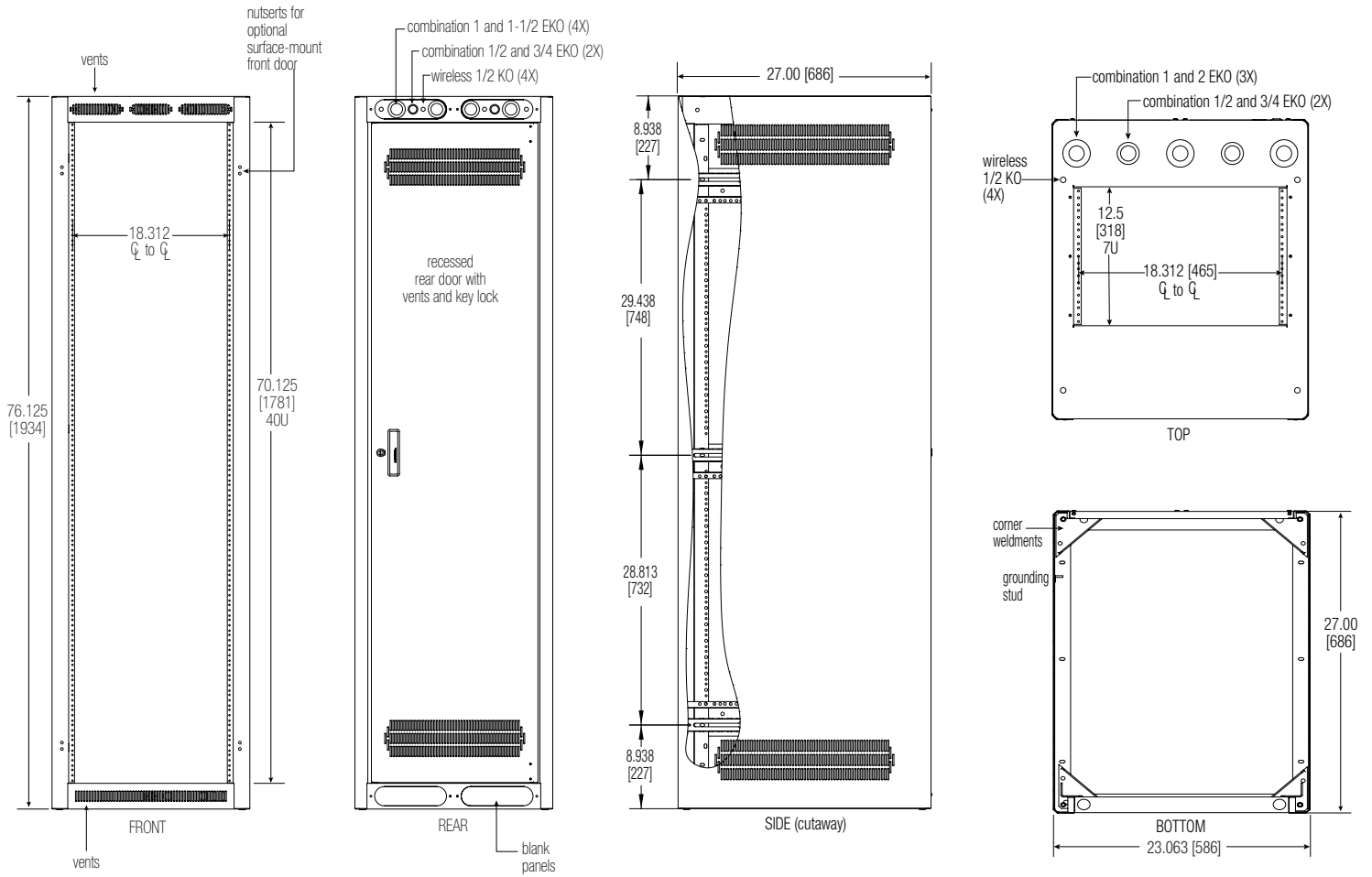
Optional

- The rack shall include a solid steel surface-mount front door with key lock model #LFD-40.
- The rack shall include a smoked plexiglass surface-mount front door with key lock model #LFD-40P.
- The rack shall include a fully-vented surface-mount front door with key lock model #LFD-40FV.
- The rack shall include a fully-vented rear door with key lock model #LRD-40FV.
- The rack shall include an additional pair of 40U mounting rails model RRD-40.

*Seismic certified when anchored in accordance with IBC/CBC/OSHPD seismic summary and installation manuals available for download at Lowellmfg.com.

Note: Seismic racks and cabinets will not accept a mobile or stationary base.





LSER series summary

Model No.	Rack Units	Overall Depth	Usable Depth	Overall Height	Usable Height	Overall Width	Top Opening	Bottom Opening Depth	Bottom Opening Width	Adj. Rails
LSER-3527	35 U	27.00 [686]	24.34 [618]	67.38 [1711]	61.38 [1559]	23.06 [586]	7 U	22.88 [581]	19.94 [506]	1 pr
▶ LSER-4027	40 U	27.00 [686]	24.34 [618]	76.13 [1934]	70.13 [1781]	23.06 [586]	7 U	22.88 [581]	19.94 [506]	1 pr
LSER-4427	44 U	27.00 [686]	24.34 [618]	83.13 [2111]	77.13 [1959]	23.06 [586]	7 U	22.88 [581]	19.94 [506]	1 pr
LSER-3532	35 U	32.00 [813]	29.34 [745]	67.38 [1711]	61.38 [1559]	23.06 [586]	10 U	27.88 [708]	19.94 [506]	2 pr
LSER-4432	44 U	32.00 [813]	29.34 [745]	83.13 [2111]	77.13 [1959]	23.06 [586]	10 U	27.88 [708]	19.94 [506]	2 pr

Rack dimensions (rounded) – inches and [mm]; 1U = 1.75"

